




Interpreting Laundry Care Symbols

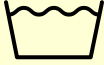


Wash

Machine wash



Temperature

 **Cold**  **Warm**  **Hot**

Cycle

 **Normal**  **Permanent press**  **Delicate or gentle**






Non-machine wash

 **Hand wash**  **Don't wash**




Dry

Tumble dry







Heat

 **No heat**  **Low**  **Medium**  **High**  **Any**

Cycle




 **Normal**  **Permanent press**  **Delicate or gentle**

Non-tumble dry






 **Don't tumble dry**  **Line dry**  **Drip dry**  **Dry flat**  **Dry in shade**  **Don't wring**

Other



Bleaching

 **Any bleach**  **Non-chlorine bleach**  **No bleach**

Ironing

 **Low**  **Medium**  **High**  **Don't iron**  **No steam**

Dry cleaning

 **Dry clean**  **Don't dry clean**